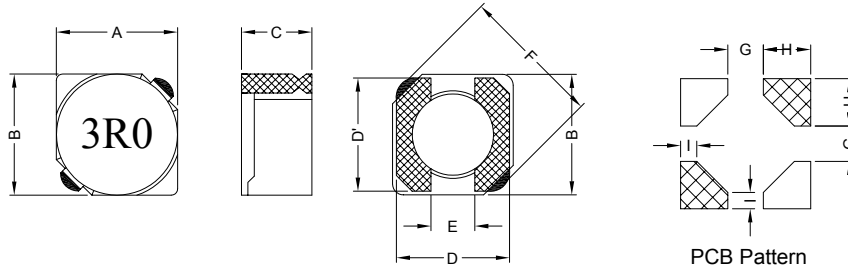


### 1. PART NO. EXPRESSION :

SSC06033R0YZF  
 (a) (b) (c) (d)(e)(f)

- (a) Series code
- (b) Dimension code
- (c) Inductance code : 3R0 = 3.00uH
- (d) Tolerance code : Y = ±30%
- (e) X, Y, Z : Standard part
- (f) F : Lead Free

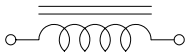
### 2. CONFIGURATION & DIMENSIONS :



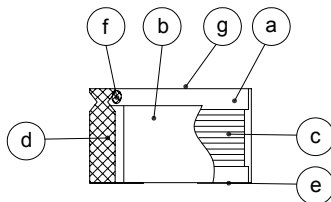
Unit:m/m

A	B	C	D	D'	E	F	G	H	I
6.70±0.3	6.70±0.3	3.00 Max.	6.50 Ref.	6.50 Ref.	2.00 Ref.	9.50 Max.	2.20 Ref.	2.55 Max.	0.95 Max.

### 3. SCHEMATIC :



### 4. MATERIALS :



- (a) Core : DR Ferrite Core
- (b) Core : RI Ferrite Core
- (c) Wire : Enamelled Copper Wire
- (d) Terminal : Au+Ni Copper Plate
- (e) Adhesive : Epoxy
- (f) Adhesive : Epoxy
- (g) Ink : Bon Margue

### 5. GENERAL SPECIFICATION :

- a) Temp. rise : 30°C Typ. at rated current
- b) Rated current : Base on temp. rise & ΔL/L0A = 35% Typ.
- c) Storage temp. : -40°C to +125°C
- d) Operating temp. : -40°C to +95°C
- e) Resistance to solder heat : 260°C.10 secs



**RoHS Compliant**

NOTE : Specifications subject to change without notice. Please check our website for latest information.

05.08.2008



**SUPERWORLD ELECTRONICS (S) PTE LTD**

## 6. ELECTRICAL CHARACTERISTICS :

Part No.	Inductance ( $\mu$ H)	Test Frequency ( Hz )	RDC ( m $\Omega$ ) Max.	IDC ( A ) Max.
SSC06033R0YZF	3.0 $\pm$ 30%	0.5V / 10K	24	3.00
SSC06033R9YZF	3.9 $\pm$ 30%	0.5V / 10K	27	2.60
SSC06035R0YZF	5.0 $\pm$ 30%	0.5V / 10K	31	2.40
SSC06036R0YZF	6.0 $\pm$ 30%	0.5V / 10K	35	2.25
SSC06037R3YZF	7.3 $\pm$ 30%	0.5V / 10K	54	2.10
SSC06038R6YZF	8.6 $\pm$ 30%	0.5V / 10K	58	1.85
SSC0603100YZF	10.0 $\pm$ 30%	0.5V / 10K	65	1.70
SSC0603120YZF	12.0 $\pm$ 30%	0.5V / 10K	70	1.55
SSC0603150YZF	15.0 $\pm$ 30%	0.5V / 10K	84	1.40
SSC0603180YZF	18.0 $\pm$ 30%	0.5V / 10K	95	1.32
SSC0603220YZF	22.0 $\pm$ 30%	0.5V / 10K	128	1.20
SSC0603270YZF	27.0 $\pm$ 30%	0.5V / 10K	142	1.05
SSC0603330YZF	33.0 $\pm$ 30%	0.5V / 10K	165	0.97
SSC0603390YZF	39.0 $\pm$ 30%	0.5V / 10K	210	0.86
SSC0603470YZF	47.0 $\pm$ 30%	0.5V / 10K	238	0.80
SSC0603560YZF	56.0 $\pm$ 30%	0.5V / 10K	277	0.73
SSC0603680YZF	68.0 $\pm$ 30%	0.5V / 10K	304	0.65
SSC0603820YZF	82.0 $\pm$ 30%	0.5V / 10K	390	0.60
SSC0603101YZF	100.0 $\pm$ 30%	0.5V / 10K	535	0.54



RoHS Compliant

NOTE : Specifications subject to change without notice. Please check our website for latest information.

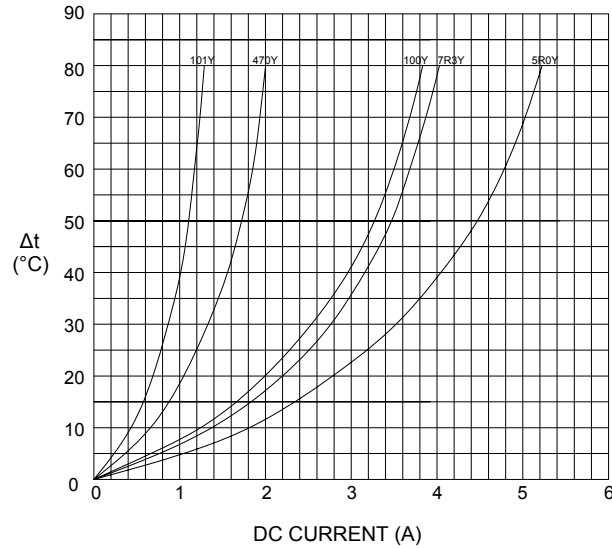
05.08.2008



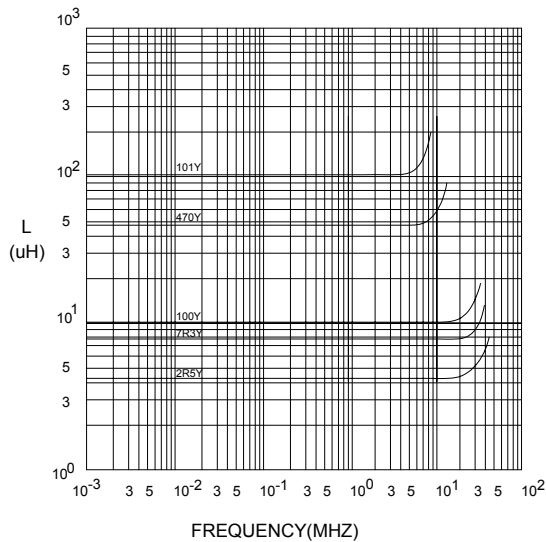
SUPERWORLD ELECTRONICS (S) PTE LTD

## 7. CHARACTERISTICS CURVES :

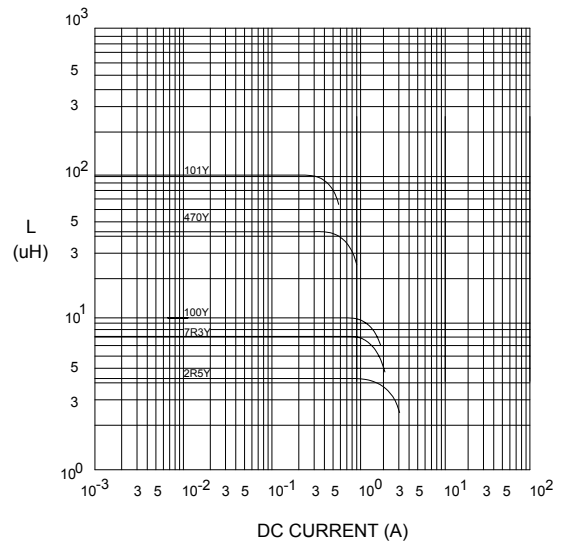
@ TEMP. RISE VS. DC SUPERPOSITION RESPONSE CURVE



@ INDUCTANCE VS. FREQUENCY RESPONSE CURVE



@ INDUCTANCE VS. DC SUPERPOSITION RESPONSE CURVE



NOTE : Specifications subject to change without notice. Please check our website for latest information.



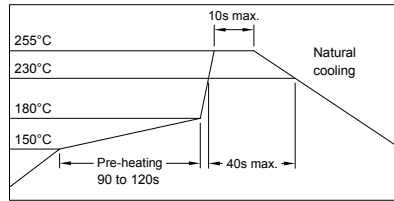
**RoHS Compliant**

05.08.2008



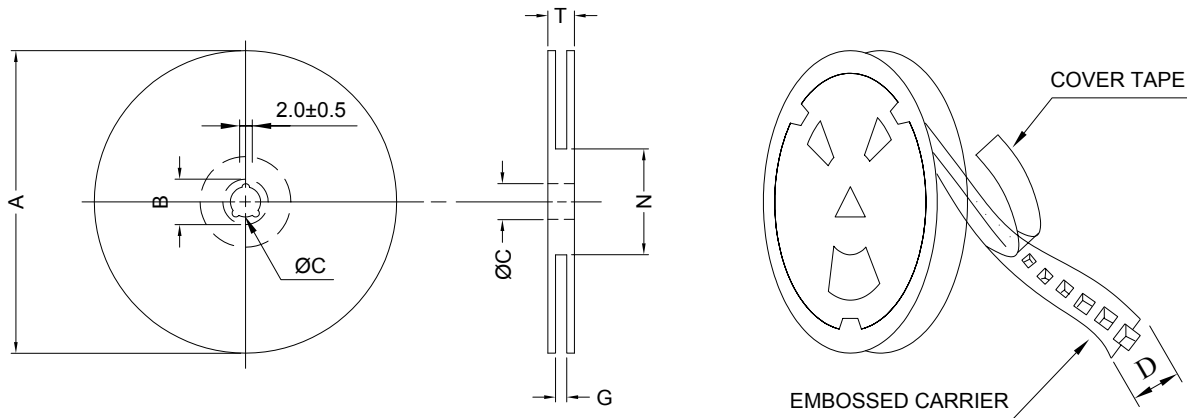
**SUPERWORLD ELECTRONICS (S) PTE LTD**

### RECOMMENDED SOLDERING CONDITIONS REFLOW SOLDERINGS

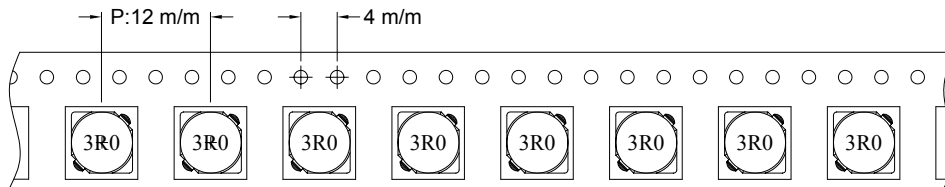


### 8. PACKAGING INFORMATION :

#### ( 1 ) CONFIGURATION



\* CARRIER TAPE WIDTH : D



#### ( 2 ) DIMENSIONS

Unit:m/m

STYLE	A	B	C	D	G	N	T
13-16	330	21±0.8	13	16	18 <sup>+0</sup>	50 <sup>-0</sup>	22.4

#### ( 3 ) Q'TY & G.W. PER PACKAGE

SERIES	INNER : REEL			OUTER : CARTON		
	Q'TY (PCS)	G.W. (gw)	STYLE	Q'TY (PCS)	G.W. (Kg)	SIZE (cm)
SSC0603	1000	600	13-16	6000	7.1	40 x 40 x 24



**RoHS Compliant**

NOTE : Specifications subject to change without notice. Please check our website for latest information.

05.08.2008



**SUPERWORLD ELECTRONICS (S) PTE LTD**

